

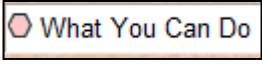
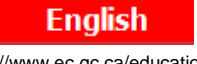

Student Link

Lesson Activity for Intermediate Grades
(Subject : Global Citizenship)


PAGE
A

Student Name:

INSTRUCTIONS

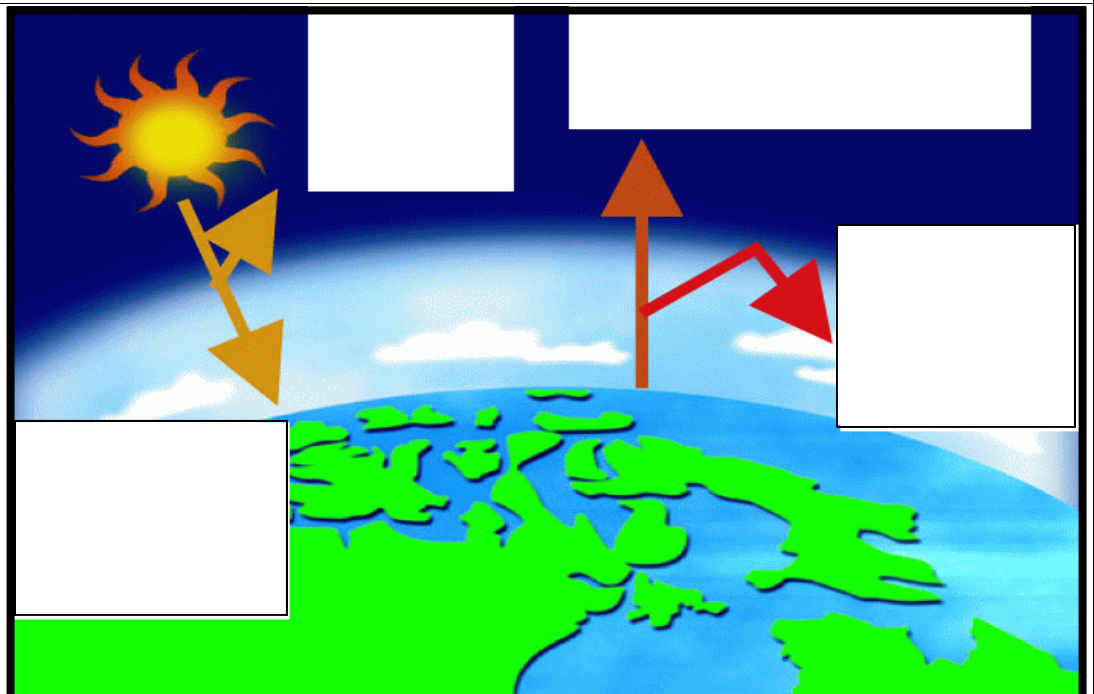
1. To begin your research on **Climate Change**, begin at the *Grade 7 or 8 door*. Now click on **The Environment**.
2. Now under the **Our Community** column, click on  then  <http://www.ec.gc.ca/education/>
3. Look for  and click on **Climate Change**.
4. Before we begin our study on **Climate Change**, its important that we first know what it is. So, scroll down the page and click on **Climate Change Overview**.
5. Read what this site tells us what **Climate Change** is and define it in your own words here:



6. Click the **Back** button  and scroll back to the top of the original page. Read the first paragraph.
7. What are the **TWO** dominant activities that cause climate change?
a)
b)
8. What these two activities result in is an enhanced **Greenhouse Effect**. But, what is that? Click on the hypertext **greenhouse effect** . Click on view and you will arrive at a detailed diagram.

9. Describe the details of how the **Greenhouse Effect** occurs here.

When finished:
Click the Back
Button twice
to return to the
reading.





Student Name: _____

10. **AND HOW EXACTLY DOES THIS AFFECT ME?** Read the second paragraph and list three ways your and other Canadians` health and well-being may be challenged by Climate Change:

1. _____

2. _____

3. _____

11. **SO LET`S GET SOME FACTS!** To get back to the Environment for Grade 7 or 8 page, click the Back button 3X. In the first column, click on  **Eco Kids** then  then **Climate Change** in the left drop-down menu. Click the first of the five boxes that appear. Now click on [Get the Quick Facts](#).




<http://www.ecokids.ca/pub/index.cfm>

12. Just how hot do scientists think it will get over the next 100 years ?
WORLD → **CANADA** →

13. Click the Back button 2X then click on . Quote the Fast Fact given here:

14. **THE BIG QUESTION IS, WHAT DIFFERENCE CAN I MAKE ?** Click the Back button 4X and repeat Steps 2 & 3 on Page A to get back to the original site. Click on **What Can You Do** on the left side of the page.

15. **CHART:** Being young students, you will now focus on three places you can help to make a difference. Scan through the material for **At Home**, **At School** and **In the Community** and complete the chart below by listing 5 ways YOU can help to reduce the effects of Climate Change.

At Home 	At School 	In the Community 
1. _____	1. _____	1. _____
2. _____	2. _____	2. _____
3. _____	3. _____	3. _____
4. _____	4. _____	4. _____
5. _____	5. _____	5. _____