

Student Link

Internet Treasure Hunt for Grade 6 (Social Studies :Heritage)

Student Name: _____

1.	In StudentLink, click on the Grade Six door.
2.	Click once on "Social Studies"
3.	Under "Heritage and Citizenship: First Nations Peoples" you see two columns of web sites. In the second column, click on Iroquois Long House .
4.	<p>Click on "About the Long House".</p> <p>Read the paragraphs about the Iroquois and their dwellings.</p> <p>Answer the questions below in the space provided.</p>

★ Iroquois Long Houses

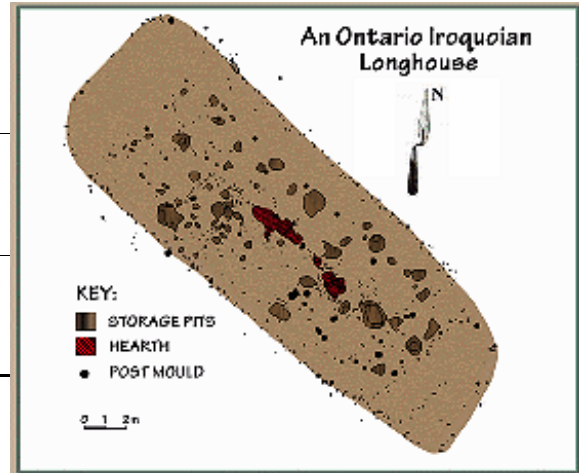
5.	The Iroquois did not read or write. How is it that we know so much about them today?								
6.	<p>The long house village was surrounded by a palisade. What was it?</p> <p>What did it do?</p>								
7.	<p>What is an artifact? Can you name three found artifacts and explain what they tell us about the Iroquois?</p> <table border="1" style="width: 100%; border-collapse: collapse;"> <thead> <tr> <th style="width: 30%;">Artifact</th> <th>What we know...</th> </tr> </thead> <tbody> <tr> <td>1.</td> <td></td> </tr> <tr> <td>2.</td> <td></td> </tr> <tr> <td>3.</td> <td></td> </tr> </tbody> </table>	Artifact	What we know...	1.		2.		3.	
Artifact	What we know...								
1.									
2.									
3.									
10.	<p>How were the Iroquois hearths different from the fireplaces we have today?</p> <p>a.</p> <p>b.</p>								
11.	<p>When done, scroll back to the top of the page and click on "Explore the site".</p>								

Student Link

Internet Treasure Hunt for Grade 6 (Social Studies : Heritage)

Student Name: _____

1. You will now see a map of a "dig" in Ontario discovered by archaeologists from the Royal Ontario Museum. As the map Legend shows, there are 3 basic structures related to the Iroquoian Longhouse. Report on each...




Structure #1:

Structure #2:


Structure #3:

2. Click on the back button and select "Clues to Structural Use". To learn more about doors, walls and apartments of Longhouses, click on the highlighted link [Check your answer with the archaeologist's.](#)

3. Why do you think the walls of the south end of the Iroquois long house looked like the picture shown here?



4. Here is the picture of the north end of the dig. Draw on it where you think the doors were originally. After, check the web site for the answer.



5. How many apartments were in this long house?

How can you tell?



6. Keep Reading! Check out the "Explore the Village" section!