





Student Link

Internet Treasure Hunt for Grade 6 Research Skills

Student Name: _____

1.	<p>Let's KidsClick! Click on the Grade 6 door and then click on <i>Something Different</i>. The KidsClick link is in the first column. Found it? Great! Identify the URL (uniform resource locator) of this page (the web address):</p> <p>http:// _____</p>	
2.	<p>Who has apparently developed this site for kids? _____</p> <p>Why do you think this web search site was formed? Give one good reason. hint: think of the difficulties kids have locating accurate research information online! _____</p> <p>_____</p>	
3.	<p>How many different topics or categories are listed? _____.</p> <p>Identify the topic associated with the following icons:</p> <p>1)  _____</p> <p>2)  _____</p> <p>3)  _____</p> <p>4) Draw another icon for the topic of "Machines and Transportation" In the box.</p> <div data-bbox="1360 1102 1542 1281" style="border: 1px solid black; width: 112px; height: 85px; margin-left: auto;"></div>	
4.	<p>Let's examine the organizational structure of KidsClick! Double click on the Category Weird and Mysterious. Then, click on the Aliens link. What is listed? _____</p> <p>_____</p> <p>How have they been organized? _____</p> <p>Why is this helpful? _____</p> <p>_____</p> <p>Click on the first link, Aliens: <i>Worlds of Possibilities</i> and list 2 facts that you didn't know:</p> <p>1) _____</p> <p>2) _____</p>	

Student Link

Internet Treasure Hunt for Grade 6 Research Skills

PAGE

B

Student Name: _____

5. Click the “back” button at the top left of the screen to return to the **KidsClick main page**. You may have to click it several times. Once you return to the **main page**, scroll to the bottom where it says What does this page look like through a [Librarian's Eyes?](#)

Click on this link...and whoa! What has changed? _____

Does this new arrangement help you, as a student researcher? _____ Why do you suppose it works for librarians? In other words, *what is the point of organizing information in this way?*

7. Click on the category designated as “**800s**”. What topic is this *really known as*? _____ (hint: It’s at the top of the page!)

Click on the link called **Jokes**. Find 1 joke that you find amusing and write it down here:

Joke 1:



8) Author alert!

Click “back” and return to the Literature page. Select **Authors Individual**. Scroll down to find one of your favourite authors. Click on the link to discover the titles of 2 books *that you haven't read yet by this author*. Write them below:

CAN'T find your author? Scroll to the bottom and do a search!

Book 1: _____

Book 2: _____



- 9) Scroll back to the librarian’s page and look for the link entitled **004.692**. You’ll find it under the category of **004s and 005s**.

Click on **004.692**. How many sites are returned in a list? _____

What is the title of this particular category or section? _____

Define what a KeyPal is:

If you had to select a KeyPal from a particular place, he/she would be from _____ because _____

10. Return to the homepage again and scan the categories carefully. Is a section left out that you would like to include? If so, what is it? _____

If you feel that the page is detailed enough, choose one category that you feel should be emphasized because it is important to Grade 6 students. Which category is it?

_____. Why is it important? _____