




# Student Link

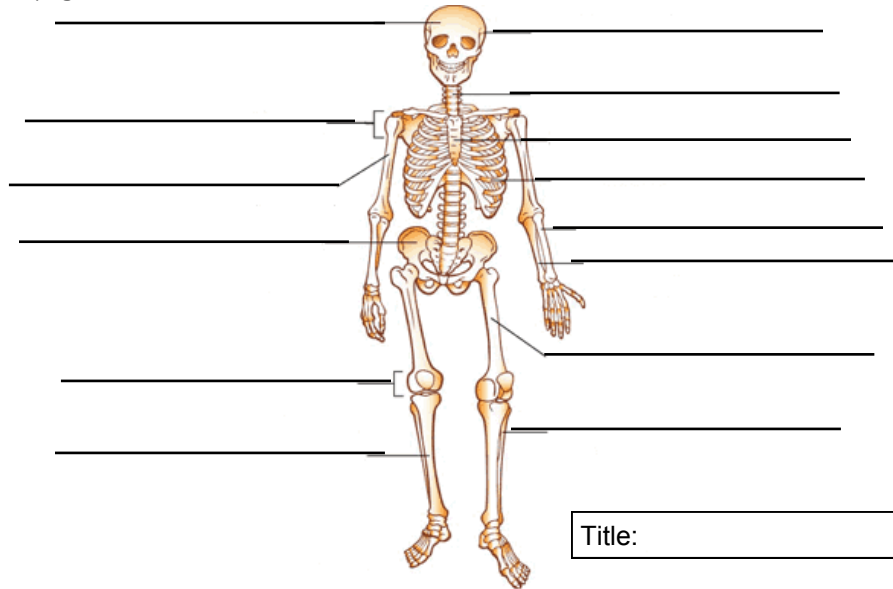
## Internet Treasure Hunt for Grade 5 ( Science : Human Body )

Student Name: \_\_\_\_\_

A.	Go to the <b>Grade 5</b> door.	
B.	Click on <b>Science and Technology</b> .	
C.	Under Human Organ Systems click on <input type="checkbox"/> <b>How ...Body Works</b>	
D.	There are 15 different sections. Let's start with "bone". Click on it! 	

### Bone

1. Clicking each of the body parts will open a window. Click on the  to close the window when you're done. Scroll down the page to see "Elvis". Label him.



2. How many bones make up the vertebrae (backbone)? \_\_\_\_\_  
 How many ribs do most people have? \_\_\_\_\_  
 What and where is the smallest bone in the body? \_\_\_\_\_


3. Scroll down to "Your Joints" to learn about how bones connect together for movement. Click on the diagram and read each section. Describe in your own words:

Patella: \_\_\_\_\_  
 Cartilage: \_\_\_\_\_  
 Muscle: \_\_\_\_\_  
 Ligament: \_\_\_\_\_  
 Tendon: \_\_\_\_\_



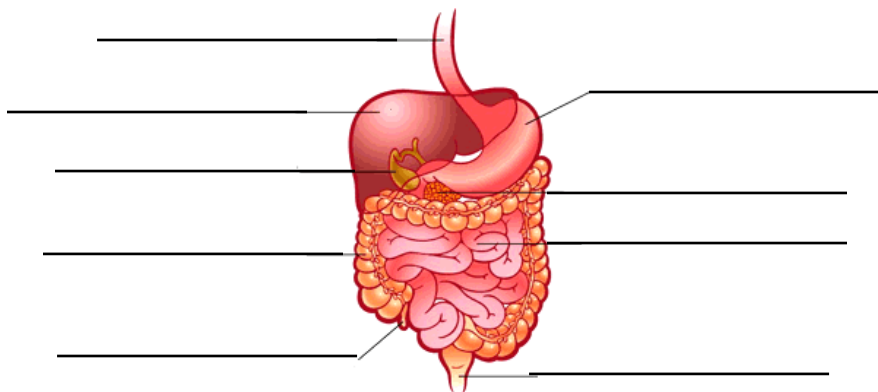
**PLAY MOTION**

Student Name: \_\_\_\_\_

4. Return to the "My Body" page and click on 


### Digestive System

Label the parts:



Title: \_\_\_\_\_

15. On the web page locate the diagram on the right and click on it. Using this interactive demo, complete the chart below:



	Digestive System Part	What It Does
1		
2		
3		
4		
5		
6		
7		
8		
9		
10		
11		