





Student Name: _____

INSTRUCTIONS

1. Click on the icon titled **Grade 5** door.
2. Click on the icon titled **The Environment**. 
3. Click on the link titled **Recycle Now** found under the title **Our School**. 
4. **Think about** different ways your school recycles. 

5. On the right hand side of the page , use your mouse to **hover over the link titled recycling tips at school**.

6. What are some **different ways** recycling occurs at your school? Note the different ways.

1. _____
2. _____
3. _____
4. _____



Did you include the tip found from instruction #5 above?

Have a recycling point in every room.

Does your school have a recycling point in every room ? **Yes or No**

If no how might you make this happen? What might you need to do?

START RECYCLING AT SCHOOL IN 5 EASY STEPS...



Student Link

Grade 5 Environment
(Reading: Writing)

Student Name: _____

6. **Read and review** the 4 other recycling tips after clicking on the link named start recycling at your school (see instruction 5).

List the 4 other recycling tips .

1. _____
2. _____
3. _____
4. _____



7. **Think about** how you recycle at school currently and **compare** this to the **5 tips** provided on the web site.

Note some **similarities** and **differences**. (use point form and or a Venn Diagram).



Use the **outline** below plus your key points from #7 to assist you with writing a **comparative** paragraph. In your conclusion **suggest** ways to **enhance recycling** at your school based on your comparison.

TITLE : _____

Introduction _____

Similarities _____

Differences _____

Conclusion (suggestion of new /different ways to recycle).
