




Student Link

Lesson Activity for Grade 5 (Science : Human Body)

PAGE
A

Student Name:

INSTRUCTIONS

1. Go into Student Link and click on the grade five door.
2. Click on 
3. Under the heading of Human Organ systems, click on 
4. Under the title My Body, choose Muscles!
5. On the side menu, click on . On the moving menu, choose Muscles.

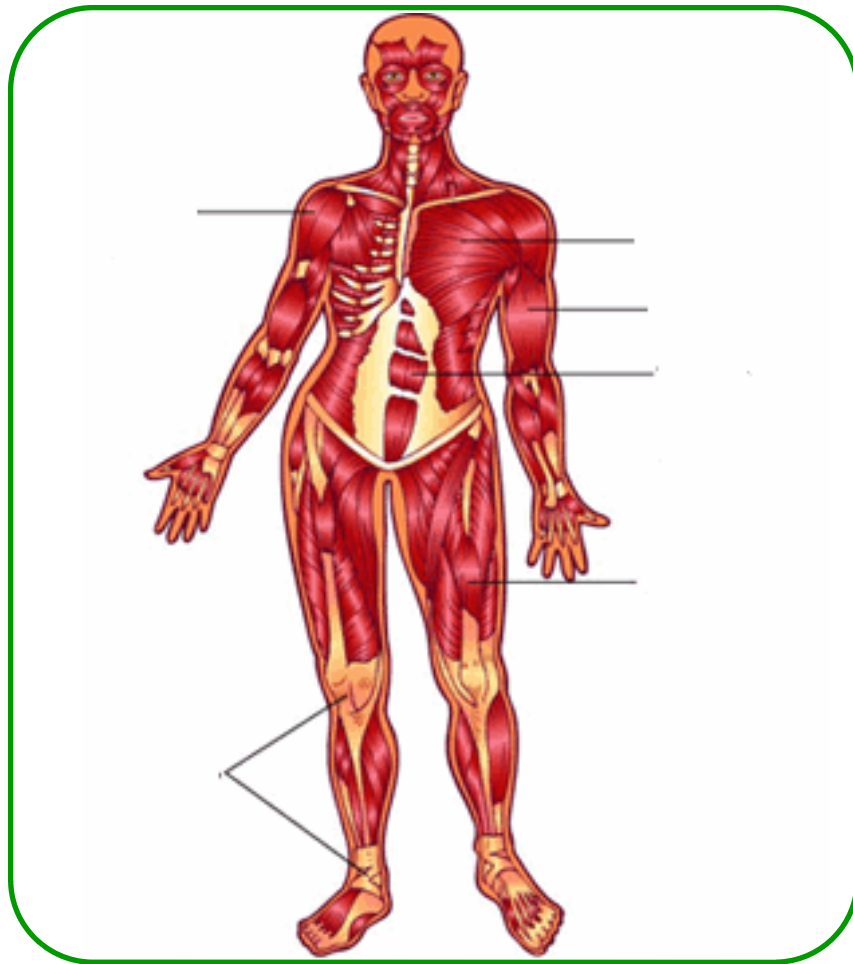
To answer the following questions, you can watch the Movie, or read the article called



- A1. How many different muscles does a human body have?
2. Name the three types of muscles.
3. Why are smooth muscles also called involuntary muscles?
4. Why are cardiac muscles important?
5. Why are skeletal muscles also called voluntary muscles?
6. Name and describe four major muscles in your body.

Student Name: _____

B. Using the article and/or the movie, match up the words in the Word Bank to label the diagram of the muscles.



Word Bank

Quadriceps

Tendons

Biceps

Pectorals

Deltoids

Rectus Abdominus

C. Under Articles, choose



1. Kids should not "pump iron" to get strong muscles. What can kids do to get their muscles stronger?