




Student Name: _____

INSTRUCTIONS


- Click on the grade 5 door. 
- Click on  **The Arts**
- Under the heading of Music, click on  **Types of Notes**
- Read about Types of Notes to complete the following questions.

A. Draw the following types of notes:

Whole Note	Half Note	Quarter Note	Eighth Note	Sixteenth Note
_____	_____	_____	_____	_____
_____	_____	_____	_____	_____
_____	_____	_____	_____	_____

B. Go to the bottom of the page and click on Clefs. Name these two types of clefs.





9. Go to the bottom of the page and click on Time Signatures.

Time signatures tell you _____ and _____.

The number on top is the

_____.

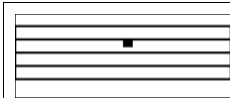
The bottom number is


_____.

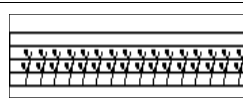
Complete the chart.


Bottom Number	Value
1	
2	
4	
8	
16	

10. Go to the bottom of the page and click on Types of Rests. Name each type of rest.












Student Link

Lesson Activity for Grade 5 (The Arts — Music)

PAGE
B

Student Name: _____

1. Go back to the Arts Page in Student Link. Under the Music heading, click on  [The Music Room](#)
2. Click on the bust on top of the piano labeled Composers' Corner.
3. Choose a composer and fill out the following information.



A. Composer Name: _____

B. Dates: _____

C. Nationality: _____

D. Style & Period: _____

E. Famous Works: _____

F. List five important or interesting facts from your composer's bio:

1. _____

2. _____

3. _____

4. _____

5. _____

