




# Student Link

Grade 4 The Watermelon  
(Literacy : Reading and Writing)

PAGE  
A

Student Name: \_\_\_\_\_

## INSTRUCTIONS

1. Click on the icon named, **Grade 4 door**. 
2. Click on the icon named, **Something Different**. 
3. Click on the linked named **All About Watermelons**. 
4. Click on the link named **Kids** at the top of the web page.
5. From the **Kids** page ,click on the link named **the facts**.



6. After reading the section titled **Farm Grown**, outline some **key factors needed to help a watermelon grow**.

1. \_\_\_\_\_
2. \_\_\_\_\_
3. \_\_\_\_\_
4. \_\_\_\_\_
5. \_\_\_\_\_



7. **Rank** the factors noted in number 6 (above) in terms of **promoting watermelon growth** from **most important factor** to **least important factor**.

**Most important** \_\_\_\_\_ **Least important**


8. **Explain your rankings.**

\_\_\_\_\_

\_\_\_\_\_

\_\_\_\_\_

\_\_\_\_\_



Student Name: \_\_\_\_\_

9. Read the section titled ,  
Pick a Good Watermelon.


10. List the **first rule** for picking a good watermelon.



11. List the **second rule** .



12. List the **third rule**.



What three things  
did you learn?

1. \_\_\_\_\_  
2. \_\_\_\_\_  
3. \_\_\_\_\_

13. From the **Fun Facts** section , **match the correct answer** from A-E for the following.

14. **Biggest** watermelon....

15. **Percentage of water** in a melon...

16. **First harvest** ...

17. **Early use** of a watermelon ...

18. **Varieties** of watermelons ...



**A. 5000 years ago**

**B. canteen**

**C. 1200**

**D. 92**

**E. 262 pounds**

19. Read the section titled , **Types and Varieties of Watermelons**.

20. **Match the type of watermelon** with its picture.



Seedless    Ice Box    Picnic    Yellow Flesh