





Student Link

Internet Treasure Hunt for Grade 4 (Science : Habitats/ **Grasslands**)

Student Name: _____

INSTRUCTIONS

1. Click on the **Grade 4 door**.
2. Click on the **Science and Technology Door**.
3. Under the heading **Habitats and Communities**, click on **6 Virtual Biomes**.

4. Click on the picture titled **Grasslands**.

5. Finally, on the **left** side of your screen, click on **What Are Grasslands Like?**




About one quarter of the earth's land is grasslands.

What would **happen** if grasslands received **more** rain?

What would happen if they received **less** rain?

On the **left** side of your screen, click on **Grasslands of the World**.

Grasslands of the World

There are **two** types of grasslands in the world. **What** are they and **tell me** a little bit about both.

- 1.
- 2.



Grasslands

Student Name: _____

On the **left** side of your screen, click on **Grassland Plants**.
Just to the right, click on **How Are Prairies Maintained?**

Grasslands Plants

How are prairies maintained?


How are the Prairie grasslands **maintained**? **Explain** in your own words.



Click on one of the many questions on the **right** side of your screen, **read the information**, and **write** a little about what you have learned.

Click on **Grassland Animals** on the left side of your screen and **fill in** the chart below.

Grasslands Animals

Animal Name:	Animal Name:
What it eats (diet):	What it eats (diet):
Habitat:	Habitat:
Any three interesting facts you have learned from the paragraph:	Any three interesting facts you have learned from the paragraph:
1. 2. 3. 	1. 2. 3. 