

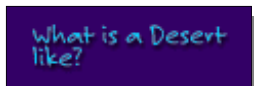
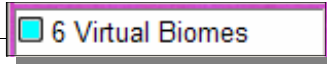
Student Link

Internet Treasure Hunt for Grade 4 (Science : Habitats/ **Desert**)

Student Name: _____

INSTRUCTIONS

1. Click on the **Grade 4 door**.
2. Click on the **Science and Technology Door**.
3. Under the heading **Habitats and Communities**, click on **6 Virtual Biomes**.
4. Click on the picture titled **Desert**.
5. Finally, on the **left** side of your screen, click on **What is a desert like?**



The desert is the **land of extremes**. What does this mean?

Explain how **rainfall** in a desert is different than most places.

Why are deserts often extremely hot during the daytime, but become very cool during the night? **Explain.**




Student Name: _____

1. On the **left** side of your screen, click on **What Causes Deserts?**

What causes Deserts

Describe how a desert can be formed.



Deserts are second only to tropical rainforests in the variety of plant and animal species that live there.

Desert plants have had to make **two** particular **adaptations** to survive in the desert. What are they?

1) _____ 2) _____



Desert Plants

Desert Animals

On the **left** there are two headings called **Desert Plants** and **Desert Animals**. By **clicking** on **Desert Plants** a list of **questions** is displayed to the right. **Click** on any of the plants from this list and **fill in the chart below**. **Click** on the **Desert Animals** link to fill in the other section of the chart.

Plant Name:

How has it adapted to the desert:

Animal Name:

Diet:

Plant Name:

How has it adapted to the desert:

Animal Name:

Diet: