

Student Link

Lesson Activity for Grade 4 (Science and Technology—Pulleys and Gears)

PAGE
A

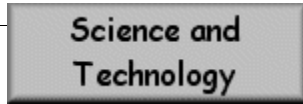
Student Name: _____

INSTRUCTIONS

1. Click on the grade four door.



2. Click on **Science and Technology**




3. Under the Pulleys and Gears heading, click on [Simple Machines 1](#)



A Write a description of each of these Simple Machines:


1. Inclined Plane:



2. Wedge:



3. Lever:



4. Screw:



5. Wheel and Axle:



6. Pulley:



B At the bottom of the page, click on The Elements of Machines: Simple Machines to describe one more!

1. Gear:



Student Link

Lesson Activity for Grade 4 (Science and Technology—Pulleys and Gears)

PAGE
B

Student Name: _____

1. Click the back button. At the bottom of the page, click on Simple Machine Activities and click here to start!



2. Put your mouse cursor over The House and choose one of the following: the garage, the bedroom, the kitchen or the bathroom. Play the game, and fill out the chart below.

| Object | Type of Simple Machine | Description |
|--------|------------------------|-------------|
| 1. | | |
| 2. | | |
| 3. | | |
| 4. | | |
| 5. | | |
| 6. | | |
| 7. | | |
| 8. | | |
| 9. | | |
| 10. | | |

3. What was your score?

What three things did you learn?

- 1.
- 2.
- 3.

