

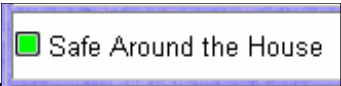


























Student Link

Internet Treasure Hunt for Grade 3 (Health and Phys. Ed. : Healthy Living)

Student Name: _____

1.	Click on the Grade Three Door .									
2.	Click on Health and Physical Education .									
3.	Click on " Safe Around the House ".									
4.	<p>Pick <input checked="" type="checkbox"/> any <u>two</u> of the following:</p> <table border="1" data-bbox="203 800 1560 1688"> <tr> <td data-bbox="203 800 878 999"> <p>How to be Safe Around Animals</p>  <input type="checkbox"/> </td> <td data-bbox="878 800 1560 999"> <p>How To Be Safe When You're In The Sun</p>  <input type="checkbox"/> </td> </tr> <tr> <td data-bbox="203 999 878 1220"> <p>Smoking Stinks!</p>  <input type="checkbox"/> </td> <td data-bbox="878 999 1560 1220"> <p>Staying Safe in the Water</p>  <input type="checkbox"/> </td> </tr> <tr> <td data-bbox="203 1220 878 1440"> <p>When It's Just You After School</p>  <input type="checkbox"/> </td> <td data-bbox="878 1220 1560 1440"> <p>Steering Your Way To Bicycle Safety</p>  <input type="checkbox"/> </td> </tr> <tr> <td data-bbox="203 1440 878 1688"> <p>Do You Know How To Be Street Smart</p>  <input type="checkbox"/> </td> <td data-bbox="878 1440 1560 1688"> <p>What To Do in a Fire</p>  <input type="checkbox"/> </td> </tr> </table>		<p>How to be Safe Around Animals</p>  <input type="checkbox"/>	<p>How To Be Safe When You're In The Sun</p>  <input type="checkbox"/>	<p>Smoking Stinks!</p>  <input type="checkbox"/>	<p>Staying Safe in the Water</p>  <input type="checkbox"/>	<p>When It's Just You After School</p>  <input type="checkbox"/>	<p>Steering Your Way To Bicycle Safety</p>  <input type="checkbox"/>	<p>Do You Know How To Be Street Smart</p>  <input type="checkbox"/>	<p>What To Do in a Fire</p>  <input type="checkbox"/>
<p>How to be Safe Around Animals</p>  <input type="checkbox"/>	<p>How To Be Safe When You're In The Sun</p>  <input type="checkbox"/>									
<p>Smoking Stinks!</p>  <input type="checkbox"/>	<p>Staying Safe in the Water</p>  <input type="checkbox"/>									
<p>When It's Just You After School</p>  <input type="checkbox"/>	<p>Steering Your Way To Bicycle Safety</p>  <input type="checkbox"/>									
<p>Do You Know How To Be Street Smart</p>  <input type="checkbox"/>	<p>What To Do in a Fire</p>  <input type="checkbox"/>									
5.	Click Next Page at the bottom of the screen for more reading on your topic.									
6.	Complete the following:									

Student Name: _____

My First Safety Article

1. The name of my Internet Safety article is

_____.

2. Five rules I learned by reading about this topic are:

A	
B	
C	
D	
E	

3. People who can help me in this situation are:

_____.

My Second Safety Article

1. The name of my Internet Safety article is

_____.

2. Five rules I learned by reading about this topic are:

A	
B	
C	
D	
E	

3. People who can help me in this situation are:

_____.