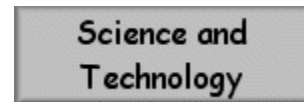


Student Name:

1. Click on the icon titled **Grade 3** door.



2. Click on the icon titled **Science and Technology**.



3. Click on the link titled **Biology of Plants** found in the **Growth and Changes in Plants** column .

[Biology of Plants](#)

4. **Read** the web page and **note different factors** that illustrate that plants are living things.

1. _____

2. _____


3. _____

4. _____

5. _____



Compare plants to humans . How are we the **same** and or **different**? Use a **different way** to show your findings. (i.e. power point, oral presentation, Venn Diagram etc...).

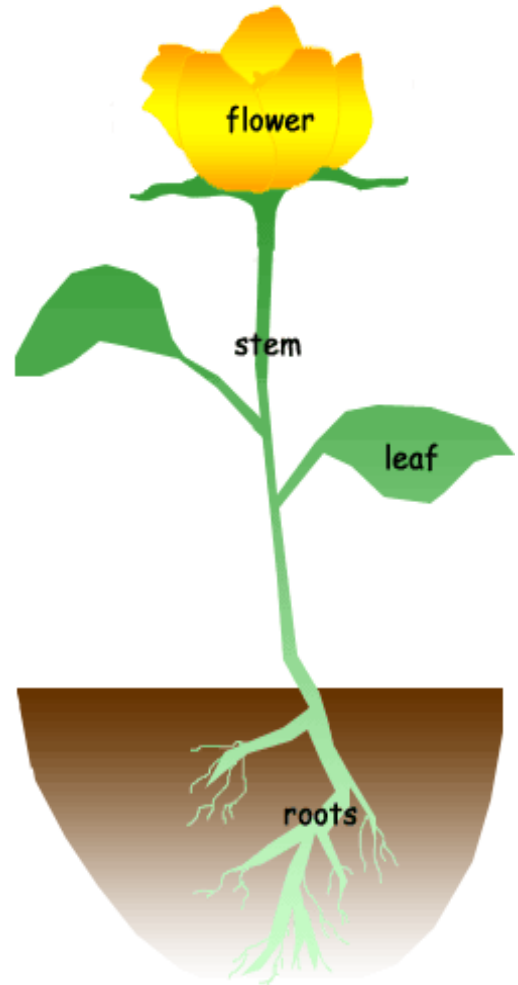


Student Name: _____

5. Click on the link titled **Plant Parts**. Read about each plant part. Note each of the **plant's parts** (1-6 below).

Print some **key points** about each part's **function**.

1. _____
2. _____
3. _____
4. _____
5. _____
6. _____



6. Using **pictures and or words** to explain the process of **photosynthesis**. You may want to use the **model** below to assist you.

Essential Elements

Non- Essential Elements



Example drawing

Non- Example drawing

