

Student Link

Lesson Activity for Grade 3 (Science and Technology : Grade Three)


Student Name: _____

Getting Started

Click on the **Grade Three** door.



Click on the **Grey Science and Technology** button.



Under the **Growth and Change in Plants Category**, click on **Plant Explorer**.

Click on the box that says **Parts of a Plant**.



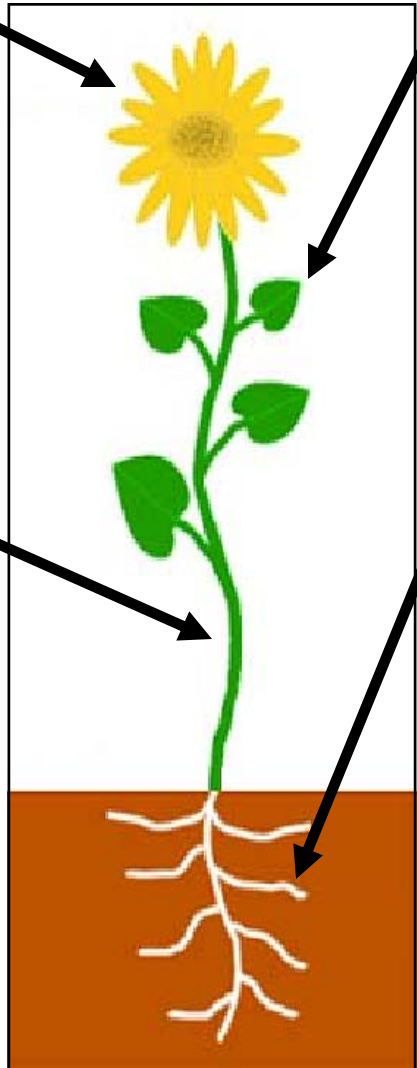
Follow the instructions on the webpage. Then fill in the blanks and write a short description of each part of a plant.

This is the _____

It's job is to _____

This is the _____

It's job is to _____



This is the _____

It's job is to _____

This is the _____

It's job is to _____

Student Link

Lesson Activity for Grade 3 (*Science and Technology : Grade Three*)

Student Name: _____

Keep Going!

Click on the **Home** button.

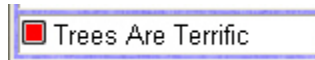


Click on the **Grade Three Door** again.

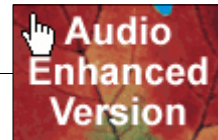
Click on the **Grey Science and Technology** button.



Click on **Trees Are Terrific**.



Click on the **Audio Enhanced Version**.



Answer the questions after exploring the website.



7. What is an Acorn?

8. What three things are needed to make food?

9. What is the trunk for?

10. What is the bark for on a tree?

11. Why do trees have roots?

12. What kinds of food do we get from trees?

What **Five** thing are trees good for?

1.

2.

3.

4.

5.

