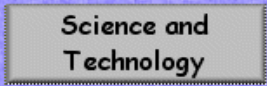
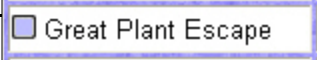






# Student Link

## Internet Treasure Hunt for Grade 3 ( Science : Growth/Changes in Plants)

Student Name: \_\_\_\_\_

1.	In StudentLink, click on the Grade 3 door.	
2.	Click on the Science and Technology button.	
3.	In the left column, click on "Great Plant Escape".	
4.	Click on  then click on 	
5.	Scroll down the page and click on 	
6.	Almost there! Now click on <b><u>Plant Parts</u></b> and begin by reading about <b>roots</b> .	
7.	Read each section carefully. Click on the carrot to move to the next page. Complete the chart....	

Plant Part	Function	Other Fact

Student Name: \_\_\_\_\_

