

Student Name: _____

1. Click on the icon titled **Grade 3** door.






2. Click on the icon titled **The Environment**.




3. Click on the link titled **Backyard Habitat** found in the **Our Country** column . [Backyard Habitat](#)

4. **Before** you read the homepage, print a **list** of what you think is needed to develop a habitat.



Now **read** the web page (Hint: **skim the Sub Headings**) and **note** what is actually required to develop a habitat.

How did your list **compare** to the actual requirements?



Student Name: _____

5. **Read** about each habitat requirement and **note** some **key ideas** each for each requirement. Click on the link titled **learn more** to acquire some of the information.

FOOD

WATER

COVER

RAISING YOUNG

LET YOUR GARDEN GO GREEN

CERTIFY

6. **Design (draw)** a **new habitat** that could develop in an area relative to where you live. Think about incorporating the habitat requirements above.

