

Student Name:

1. Click on the icon titled **Grade 3** door.



2. Click on the icon titled **Themes and Features**.



3. Click on the link titled **All about Mammals** found in the **Mammal** column . [All About Mammals](#)


4. **Print your definition** of what you think a **Mammal** is. Use **pictures** and or **words** to explain your **definition**.

---

---

---

©Zoom Dinosaurs





Now **read** the **definition** of what a **Mammal** is from the web page found in the first paragraph titled "**What is a Mammal?**"

**Compare your definition with the web site's written definition.**

How might you **revise** your definition based on the web site's definition/information?

---

---



©Zoom School .com

Student Name: \_\_\_\_\_

5. Click on a link to explore a type of Mammal . Print some key points about each Mammal.

Mammal \_\_\_\_\_

---

---

---



Mammal \_\_\_\_\_

---

---

---



©ZoomSchool.com

Mammal \_\_\_\_\_

---

---

---



If you were a different type of Mammal, which mammal would you want to be? Why?

---

---

---

---



6. Compare a few mammals in terms of the chart requirements below.

Mammal	Habitat	Physical Traits	Food

How do the mammals noted above compare to humans?

---

---



©ZoomSchool.com