

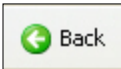

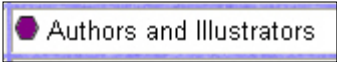
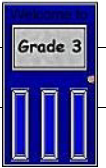
# Student Link

## Internet Treasure Hunt for Grade 3 (Language Arts: Reading)

Student Name: \_\_\_\_\_

### INSTRUCTIONS

1. In StudentLink, click on the **Grade Three Door**.
2. Click on "Language Arts".
3. Select "Authors and Illustrators" from the "Reading" section.
4. You will see a long list of Authors and Illustrators. Scroll down and click on
5. Click on "Photo and Video Gallery", to see how Eric makes his pictures and stories.
6. Now click on the "Back" button until you are back to the long list of Authors and Illustrators.
7. Choose three different books and name the author, title, and setting. Then give an explanation about why this might be a good book for you to read. The pictures at the side are just some samples...




1. Title: \_\_\_\_\_  
Author: \_\_\_\_\_  
Setting: \_\_\_\_\_



This would be a good book for me to read because: \_\_\_\_\_

2. Title: \_\_\_\_\_  
Author: \_\_\_\_\_  
Setting: \_\_\_\_\_



This would be a good book for me to read because: \_\_\_\_\_

3. Title: \_\_\_\_\_  
Author: \_\_\_\_\_  
Setting: \_\_\_\_\_



This would be a good book for me to read because: \_\_\_\_\_


# Student Link

## Internet Treasure Hunt for Grade 3 (Language Arts: Reading)

PAGE



B

Student Name: \_\_\_\_\_



Think about a book that you recently read. **Write** a brief summary about it. In the box below, tell why it might be a good book for someone else to read.

Summary:



---

---

---

---

---

---


---

---

You should read this book because:

---

---



I am going to draw my favorite part of the book: