



# Student Link

Student Name: \_\_\_\_\_


1. Click on the icon titled "Grade 2 door."









2. Click on the icon titled "Science and Technology."



3. Click on the link titled "Simple Machines" found under the category Movement.



4. From the Simple Machines Page or table below, match the names of the simple machines with the graphics provided.

Picture	Name
	
	
	
	
	
	

**Screw      Pulley      Plane      Wheel and Axle      Inclined plane      Wedge**

# Student Link

Science and Technology  
( *Simple Machines : Reading/Writing* )

PAGE

B

Student Name: \_\_\_\_\_

5. Find the first paragraph found on the **Simple Machines** page. Read the paragraph and then print the answers to the questions below.

What is a **machine**? \_\_\_\_\_

What are **simple** machines \_\_\_\_\_

What are **compound** machines? \_\_\_\_\_

Give some **examples** of **compound machines**.

\_\_\_\_\_

6. List some **key points (functions)** about each **Simple Machine** after reading about each machine.

**Inclined Plane :**

\_\_\_\_\_

**Wedge :**

\_\_\_\_\_

**Screw :**

\_\_\_\_\_

**Lever :**

\_\_\_\_\_

**Wheel and Axle:**

\_\_\_\_\_

**Pulley :**

\_\_\_\_\_

**\*Why is a screw actually an inclined plane? (hint: click on the Try this link found under the subtopic Screw and complete the simple experiment noted.**

Explain

\_\_\_\_\_

\_\_\_\_\_