

Student Link

Lesson Activity for Grade 2 (Themes and Features : Safety)

Student Name: _____

Getting Started

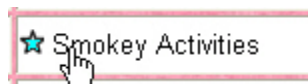
Click on the **Red Grade Two** door.





Click on the **Grey Themes and Features** button.



Under the **Safety** category, click on



Click on the **Smokey Kids** button, right under Smokey Bear.



Click on the **In The Forest** button. Read the **first** paragraph and answer the following questions.

1. Forests cover nearly _____ of the Earth's surface.

2. Now read the **second** paragraph. What six things do forests provide for us?

1. _____ 2. _____ 3. _____
4. _____ 5. _____ 6. _____

3. One of the greatest threats to a forest are _____.

4. What is the average age of the trees in a forest? _____.

5. How do **you** think trees help us? **Make a list** of as many things as you can.



Student Link

Lesson Activity for Grade (Themes and Features: Safety)

Student Name: _____

Keep Going!

Click on the **Home** button,  to go back the doors.

Click on the **Red Grade Two** door again.

Go to **Themes and Features**.

Themes and Features

Click on **Home Safety**, under the **Safety** category.


☆ Home Safety

Click on the **"Join us for a house tour"** button.

Join us for a house tour and learn more



1. Click on the Kitchen Area., and follow the instruction on the web page. Try to find all the household chemicals in the kitchen.



Later you can look at other rooms.



2. Once you have found all the household chemicals in the kitchen, make a list of them in the box below.

a.	
b.	
c.	
d.	
e.	
f.	
g.	

What four safety rules did you learn?
