








Student Link

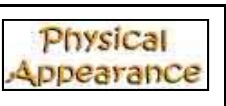



Grade 2: Environment - Ecology
(Reading/Writing)

Student Name: _____

| | | |
|----|---|--|
| 1. | Click on the icon titled, "Grade 2 door." |  |
| 2. | Click on the icon titled, "The Environment." |  |
| 3. | Click on the icon titled, "Kids Do Ecology". |  |
| 4. | Click on the icon titled, "Marine Animals". |  |
| 5. | Click on the icon titled, " Species Info". |  |
| 6. | Click on the icon titled, " Blue Whale". |  |
| 7. | Click on the link titled, " Fun Facts". |  |
| 8. | Fill in the blanks with the correct words below. Krill arteries largest crawl | <p>The Blue Whale is the _____ living animal in the world!</p> <p>The main _____ of a Blue Whale are so large that a small person could _____ through them!</p> <p>Blue Whales eat approximately 40,000,000 _____ a day!</p> |

Student Link

Student Name: _____

| | | |
|-----|---|---|
| 9. | Click on the icon titled, "Physical Appearance". |  |
| 10. | <p>After reading the information regarding the Blue Whale's physical features, list some key facts about the Blue Whale's :</p> <p>Colour</p> <hr/> <hr/> <hr/> <hr/> <p>Length and Weight</p> <hr/> <hr/> <hr/> <hr/> <p>Fins</p> <hr/> <hr/> <hr/> <hr/> |   |
| 11. | Click on the icon titled, "Behaviour". |  |
| 12. | <p>After reading about the Blue Whale's behaviour, list and describe the 3 main behaviours of the Blue Whale.</p> <p>1. _____</p> <p>2. _____</p> <p>3. _____</p> | |
| 13. | <p>What are some similarities and differences between a Blue Whale's behaviour and your behaviour? Use a visual organizer to report your findings. (i.e. chart, table , etc...)</p> | |