

# Student Link

## Grade 2 Hurricanes

(Reading : Writing)

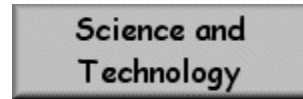
Student Name: \_\_\_\_\_

### INSTRUCTIONS

1. Click on the icon titled Grade 2 door.



2. Click on the icon titled **Science and Technology**.



3. Click on the link titled **Storm Science** found under the title **Air and Water in the Environment**.



4. Click on the icon titled **Inside Hurricanes**.



5. Click on the photo.

5. Using a KWL Chart, note some information about a Hurricanes that you know.

What I Know	What I want to Learn	What did you Learn?



How do hurricanes work?

6. Read the section found under the title **About Hurricanes**. Answer the question below.  
What are the 2 main parts of the Hurricane?

- \_\_\_\_\_
- \_\_\_\_\_

7. Note some key points about each Hurricane Part.

1. Eye

---



---



---

2. Wall of Clouds


---



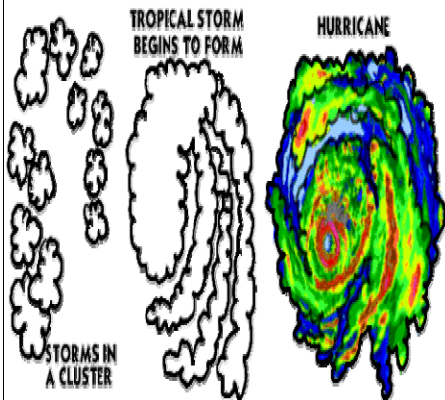
---



---



8. Write a Diamante (Diamond) poem about a Hurricane.



A Diamante Poem is a seven line poem shaped like a diamond.

Line 1:	one word ____ (subject/noun that is contrasting to line 7)
Line 2:	two words ____ ____ (adjectives) that describe line 1
Line 3:	three words ____ ____ ____ (action verbs) that relate to line 1
Line 4:	four words (nouns) ____ ____ ____ ____ first 2 words relate to line 1 last 2 words relate to line 7
Line 5:	three words ____ ____ ____ (action verbs) that relate to line 7
Line 6:	two words ____ ____ (adjectives) that describe line 7
Line 7:	one word ____ (subject/noun that is contrasting to line 1)

9. Complete the KWL chart found on page 1.

