



Student Name:

INSTRUCTIONS


Today we're going to visit a place that used to be called Dump Town but now it's Recycle City.



1. In StudentLink, click on the **Grade Two** door.

2. Now click on **The Environment**.

The Environment

3. Look for  and click! Now click on

Go to Recycle City!

<http://www.epa.gov/recyclecity/>

4. With a partner, search through **Recycle City** and fill in the following:

Something made from recycled tires...

A way to use vinegar...

A use for old bricks...

Something made from old milk containers...

An electric car...

How coffee grounds can be reused...

Student Name: _____

5. Now click on the "BACK" button until you are again on the **Grade 2 Environment** page.

6. Now click on **Eko-Kids On-line**.

<http://www.ecokidsonline.com/pub/>

7. Now look for and click on



then



8. We can explore the house to see how many ways we can save energy. Click on...



9. **Your challenge:** Find all **ten ways** to save energy in this house and garage!



10. After you have completed the game see if you can recall **five** places-problems and their solutions. Record them below.

Place/Problem	Place/Problem	Place/Problem	Place/Problem	Place/Problem
Solution	Solution	Solution	Solution	Solution

11. If you have time remaining click back and try another game.