

Student Link

Grade 1 Canadian Inventions
(Reading : Writing)

PAGE
A

Student Name:

INSTRUCTIONS

1. Click on the icon titled **Grade 1 door**.



2. Click on the icon titled **Canadiana**.







3. Click on the link titled **Cool Canada** found under the title **Pictures 2**.



4. Click on the icon titled **Incredible Inventions**.



5. **Complete** the chart below (**Hint**-click on the icons from the web page to obtain your information).

| Invention | Inventor(s) | Year Invented |
|---|-------------|---------------|
|  | | |
|  | | |
|  | | |
|  | | |

Student Name: _____

6. Create a new incredible invention of your own.

Draw a picture of your invention in the box.
Complete the below.

Name of invention _____

What will it be used for?

My Invention

7. Write a Diamante (Diamond) poem about your incredible invention. A Diamante Poem is a seven line poem shaped like a diamond.

| | |
|---------|--|
| Line 1: | one word (subject/noun that is contrasting to line 7) |
| Line 2: | two words (adjectives) that describe line 1 |
| Line 3: | three words (action verbs) that relate to line 1 |
| Line 4: | four words (nouns) first 2 words relate to line 1, last 2 words relate to line 7 |
| Line 5: | three words (action verbs) that relate to line 7 |
| Line 6: | two words (adjectives) that describe line 7 |
| Line 7: | one word (subject/noun that is contrasting to line 1) |

