

Student Link

Lesson Activity for Grade 4 (Arts: Carmen's Shapes)

Student Name: _____

1. What do you know about Shapes?
Have you mastered all of the different shapes that you can use in your drawings? In this exercise, we'll learn about shapes and hopefully you'll learn how to be a better artist...Let's Go!

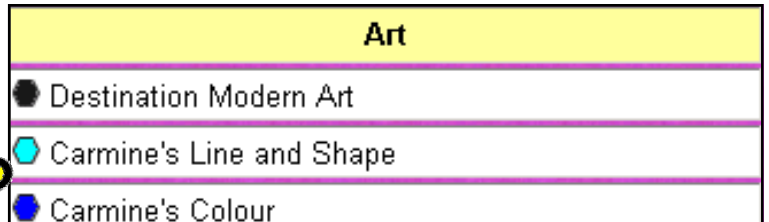
Start by clicking on...



2.



Fine and Performing Arts



3.



Shape

4. As the description states, when lines are put together (straight lines, curved lines, diagonal lines etc) shapes are created. They can be crazy shapes or geometric shapes. But before we go further, draw three different kinds of shapes, any kinds of shapes you want...

- 1.
- 2.
- 3.

NEXT..




Student Link

Lesson Activity for Grade 4 (Arts: Carmen's Shapes)


Student Name: _____

5. Organic shapes don't fit into a specific category and can be in any picture....

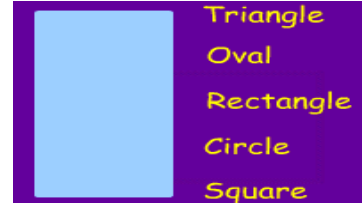
Can you draw an object or objects that have organic shapes in them? Look around your classroom to get ideas and then draw it here.



6. NEXT...



We all know these shapes...click on the correct shapes on the left. Did you get them all right?



Can you draw and name some other geometric shapes? Try to get at least three:

- 1.
- 2.
- 3.

7. NEXT...



Try the game on the right. Did you get everything right on the first try? Now give this a try...In the picture on the right, try to identify as many different shapes as you can.

