

Student Link

Lesson Activity for Grade 4 (Arts: Carmen's Lines & Shapes)

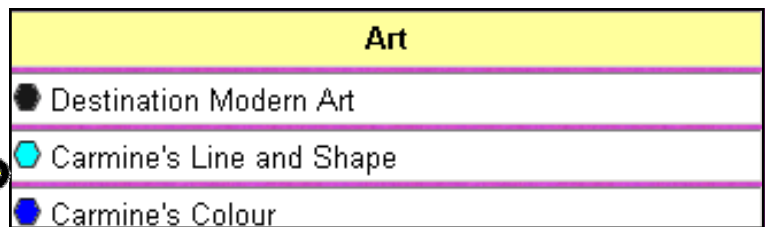
Student Name: _____

1. What do you know about **lines**?
Have you mastered all of the different lines that you can use in your drawings? In this exercise, we'll learn about lines and hopefully you'll learn how to be a better artist...

Let's Go!



2.  **Fine and Performing Arts**



3. 



4. As the description states, there are so many different kinds of lines in art. Before we go further, draw three different kinds of lines, any kinds of lines...

1.
2.
3.

NEXT...



Click on a straight line of the house to see all the other straight lines...




Student Link

Lesson Activity for Grade 4 (Arts: Carmen's Lines & Shapes)

Student Name: _____

5.

NEXT...




Click on curves that are in each of the pictures.

Now take a look around you, at your desk, in your classroom. Identify three objects that you can see that have curves. In the section below, write the name of the object and then draw a sketch of the object and identify the curved lines

- 1.
- 2.
- 3.

6.

NEXT...



Where else do you see zig zags everyday?



7.

NEXT...



Connect the dots in the image...What is it?

