
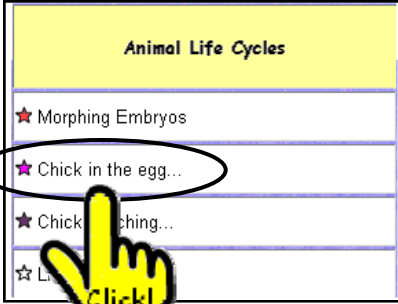



# Student Link


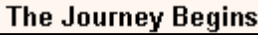
## Lesson Activity for Grade 3 ( Science: The Life of a Chick)

Student Name: \_\_\_\_\_

1.   You've probably seen chicks coming out of the egg, but what happens when they're in the egg? In this lesson, we'll take a look at the life of a Chick...

2.   

3. Let's start first by looking at what happens on Day 1 of the chick's development... 


4.   After reading the description, can you name three things that happen before an egg is laid by a chicken?

---

---

---

---

5. Take a look at the pictures at the bottom of the page by clicking on them. Do any of them resemble a chicken yet? 

Student Name: \_\_\_\_\_

5.

Just below the pictures, click on **“What is the yolk and what is it made of?”**



**Focus On: The Anatomy of an Egg**

- [What is the yolk and what is it made of?](#)
- [Meiosis and mitosis.](#)
- [A covering of albumen.](#)
- [Adding the shell.](#)
- [Incubation of the egg.](#)

**Scroll down** the page to see the picture shown here.

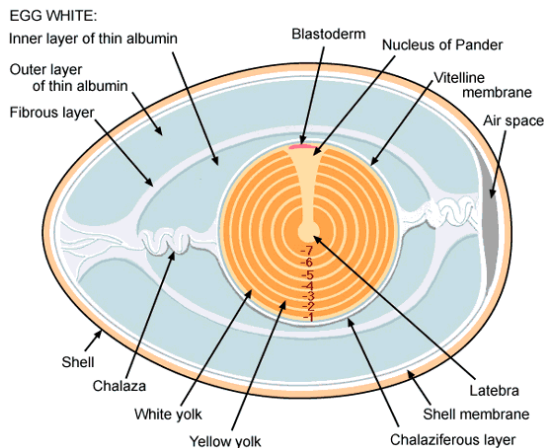
What is another name for the yolk of the egg?

\_\_\_\_\_

Name the two types of yolk:

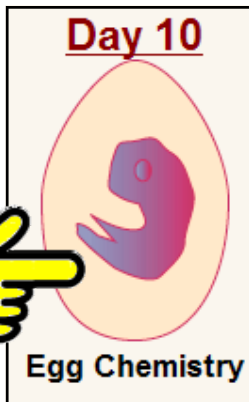
\_\_\_\_\_

\_\_\_\_\_



6.

Alright, now let's move on to another part of the chick's development in the egg. Click on the **Back** button until you get to the first page. Then...



We are now at the mid-way point of the chick's development. Can you name two things that develop here?

\_\_\_\_\_

\_\_\_\_\_

7.

Finally, we'll see what happens at Day 20 - The final day of the Chick's Journey.



What does the chick use to break out of it's shell?

\_\_\_\_\_

What organ starts to function at this point?

\_\_\_\_\_

**Psssst!**

If you want to see a **cool video** of a chick hatching, go back to the **Grade 3 Science** page and click on **“Chick Hatching...”**

