


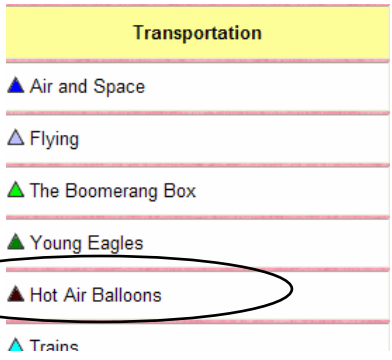



Student Link

Lesson Activity for Grade 2 (Themes & Features: Hot Air Balloons)


Student Name: _____

1.   **Themes and Features**  

Click On Click On

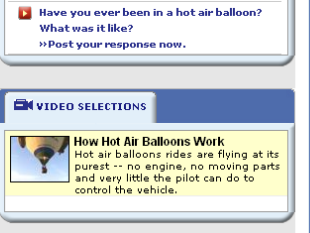

2.  Name two reasons why balloons are an impractical way of travel:

- 1.
- 2.



Hot air is _____ than cold air which means the hot air will rise.

Why are Hot Air Balloons so large?

3.  

mer air use it has 3 grams about balloon rons are of hot air.

In the right hand menu, click on the video to get a look at a hot air balloon in flight

Student Name: _____

5.  Click on "Next"...



Using the diagram on the website, label all the parts of the balloon on this picture.


Basket

6.  Click on "Next"...

How does the pilot make the balloon take-off?

How does the pilot steer the balloon?




Click on the animation to see how wind current affects the balloon